

# Lesson 21: Jesus' Birth

## Activities

Game Activity: Birth of Jesus Scavenger Hunt

Art History Project: Picture Study of Tanner's *The Annunciation*

Music Activity: "O Come, O Come, Emmanuel"

Memory Work: Review the Books of the New Testament

Coloring Page: Mary and Joseph Are Married

## Game Activity

.....

### Birth of Jesus Scavenger Hunt

*Do this scavenger hunt around the house to retell the birth of Jesus.*

#### Materials

- Birth of Jesus Scavenger Hunt Clues (Student Page 217)
- Scissors
- Pen or pencil
- Scotch tape

#### Directions

- 1 Have the student help you cut out the clues from Student Page 217. Then you will need to hide the clues from the student. Keep Clue 1 with you, and place the other clues as follows:
  - Clue 2: inside the refrigerator
  - Clue 3: on the student's pillow
  - Clue 4: Inside the student's math book
  - Clue 5: Near the student's toothbrush
  - Clue 6: On the piano or other instrument, or on the stereo
  - Clue 7: In the silverware drawer, on a spoon

*Note: The clues refer to common items and places in any house, but feel free to change any of the clues to fit your home's particularities.*
- 2 Give the student the first clue. The student should follow each clue to find the next one, and should read aloud each clue when she finds it. As she follows the clues, she'll hear the story of the birth of Jesus.

- 3 For an added challenge when the student is finished, cut off the clue numbers at the top of each slip. Mix up the slips. See if the student can put the story back together in order.

## Art History Project

.....

### Picture Study of Tanner’s *The Annunciation*

*There are several paintings of the Annunciation (the angel announcing to Mary that she would be the mother of God’s son) done by famous artists. This activity focuses on a painting by Henry Ossawa Tanner. Search the Web, if you like, to see others by Botticelli, Fra Angelico, Caravaggio, Titian, and Leonardo da Vinci. Tanner lived hundreds of years after most of the artists we will talk about in this book, but he is notable for his large body of religious work and the fact that he was the first African-American artist to win international acclaim.*

#### Materials

- *The Annunciation* by Henry Ossawa Tanner (Student Page 219)

#### Directions

Show the student the painting on Student Page 219 as you tell about the artist and the painting and as you ask the following questions. You should definitely look at the color version too, if possible, at the Philadelphia Museum of Art website. Go to [www.philamuseum.org/collections/search.html](http://www.philamuseum.org/collections/search.html) and search for “Tanner Annunciation.” Encourage the student to answer the questions in complete sentences.

- 1 This painting is by Henry Ossawa Tanner, an American artist. It shows what Mr. Tanner thought it looked like when the angel appeared to Mary, to tell her that she was going to have a very special son, Jesus.
- 2 Can you point to Mary in this picture? To the angel?
- 3 What time of day do you think it is? (It is nighttime.)
- 4 Why do you think it is nighttime? (Mary is sitting on a bed, and it is dark in the room.)
- 5 What do you think Mary was doing just before the angel arrived? (She was sleeping.)
- 6 What does the angel look like? (The angel is brightly shining like a light or a fire.)
- 7 Look at the expression on Mary’s face. Does she look scared?
- 8 Would you be scared if an angel came to talk to you?

## Music Activity

.....

### “O Come, O Come, Emmanuel”

*Teach the students the song and the prophecies of Jesus it references.*

#### Materials (for each student)

- “O Come, O Come, Emmanuel” lyrics coloring sheets (Student Pages 221 and 222)
- Coloring supplies

OPTIONAL: Recording of “O Come, O Come, Emmanuel.” (A good recording can be found on the Robert Shaw Chamber Singers album *Songs of Angels: Christmas Hymns and Carols*, though it does not include all the verses listed below. Most modern recordings cut out at least two of these verses. YouTube also contains recordings of many choral and solo versions.)

## Directions (spoken to the student)

- 1 Today we are going to learn about a very old Christmas carol. The tune is composed of several simple old melodies strung together. *(Note to Instructor: These are called antiphons, and they are the sung response, usually in Gregorian chant, to a psalm or a part of the church service.)* The song was originally sung in the Latin language. It had the name “Veni Emmanuel.” We know it today as “O Come, O Come, Emmanuel.” Remember from the lesson that “Emmanuel” means “God with us.” That’s what happened when Jesus came; God came to be with us! This song tells of all the prophecies, from many years before Jesus, that looked forward to the time when he would come.
- 2 Color the picture by the first verse of the song. This verse reminds us of the prophecy in Isaiah 7:14, “Behold, a virgin shall conceive, and bear a son, and shall call his name Emmanuel.” The people of Israel had waited a long time for their Messiah to come and save them. *(Sing or play the recording of the first verse. It’s OK if there is no musical accompaniment. The original hymn was meant to be sung that way!)*

O come, O come, Emmanuel  
And ransom captive Israel  
That mourns in lonely exile here  
Until the Son of God appear  
Rejoice! Rejoice! Emmanuel  
Shall come to thee, O Israel.

- 3 Color in the picture next to the second verse. Jesus showed us God’s wisdom, the right way to live. Proverbs 2:6 says, “For the Lord gives wisdom; from his mouth come knowledge and understanding.” *(Play or sing this verse.)*

O come Thou wisdom from on high,  
Who orders all things mightily;  
To us the path of knowledge show,  
And teach us in her ways to go.  
Rejoice! Rejoice! Emmanuel  
Shall come to thee, O Israel.

- 4 Color in the picture next to the third verse. This verse talks about “the Rod of Jesse,” which comes from Isaiah 11:1. “There shall come forth a Rod from the stem of Jesse, and a Branch shall grow out of his roots.” What do the words “stem,” “branch,” and “roots” have in common? They are all part of a tree. Have you ever heard of a family tree? It’s a drawing that shows the names of children and their parents, their grandparents, their great-grandparents, and so on. You can see how people are related to each other across the generations. This is what the verse in Isaiah is talking about. Jesse was King David’s

father. The prophecy tells us that a descendant of Jesse, someone down his family tree, will be the one to save his people. (*Play or sing this verse.*)

O come, Thou Rod of Jesse, free  
Thine own from Satan's tyranny  
From depths of Hell Thy people save  
And give them victory o'er the grave  
Rejoice! Rejoice! Emmanuel  
Shall come to thee, O Israel.

- 5 Color in the picture next to the fourth verse. This verse talks about the prophecy that Zechariah made in Luke 1:78. Zechariah was John the Baptist's father. When John was a baby, his father prophesied that his son would prepare the way for the Messiah here on earth. Zechariah says, "The Dayspring from on high has visited us, to give light to those who sit in darkness." "Dayspring" means the first light of the morning, when the night is about to end. The Bible says that Jesus is like that. He is the light of the world. "Advent" means "arrival." (*Play or sing this verse.*)

O come, Thou Dayspring, come and cheer  
Our spirits by Thine advent here  
Disperse the gloomy clouds of night  
And death's dark shadows put to flight.  
Rejoice! Rejoice! Emmanuel  
Shall come to thee, O Israel.

- 6 Color in the picture next to the fifth verse. This verse talks about the "Key of David," which comes from the prophecy in Isaiah 22:22. "The key of the house of David I will lay on his shoulder. So he shall open, and no one shall shut; and he shall shut, and no one shall open." Jesus is like a key because he opens up the way for us to live with God. (*Play or sing this verse.*)

O come, Thou Key of David, come,  
And open wide our heavenly home;  
Make safe the way that leads on high,  
And close the path to misery.  
Rejoice! Rejoice! Emmanuel  
Shall come to thee, O Israel.

- 7 Color in the picture next to the sixth verse. This verse speaks about the time when God gave the Israelites his Law on Mount Sinai. The Israelites had been wandering the desert after the Lord had rescued them from the Egyptians. Moses went up the mountain; God spoke to him. Moses then brought God's Law to the people. (You can read Exodus 19 and 20 to set the scene; the laws themselves go up to chapter 32, but the Ten Commandments in Exodus 20:1–20 are the most important part.) (*Play or sing this verse.*)

O come, O come, Thou Lord of might,  
Who to Thy tribes, on Sinai's height,  
In ancient times did'st give the Law,

In cloud, and majesty and awe.  
Rejoice! Rejoice! Emmanuel  
Shall come to thee, O Israel.

- 8 Color in the picture next to the seventh verse. In this verse, Jesus is referred to as the “Desire of Nations.” This comes from Haggai 2:7, “‘I will shake all nations, and the desired of all the nations will come, and I will fill this house with glory,’ says the Lord almighty.” This verse also talks about Jesus bringing peace to the world. Isaiah 9:6 says, “For to us a child is born, to us a son is given . . . and He shall be called Wonderful Counselor, Mighty God, Everlasting Father, Prince of Peace.” Jesus will end the fighting and quarreling between people and between countries. (*Play or sing this verse.*)

O come, Desire of Nations, bind  
In one the hearts of all mankind;  
Bid envy, strife, and quarrels cease  
Fill all the world with heaven’s peace.  
Rejoice! Rejoice! Emmanuel  
Shall come to thee, O Israel.

- 9 Sing the whole song with the student, or at least enough that she learns the tune and the refrain “Rejoice! Rejoice! Emmanuel shall come to thee, O Israel.”

## Memory Work

.....

## Review the Books of the New Testament

### Directions

Say to the student: “You have learned all of the books of the New Testament! Let’s review them all to make sure they stay in your memory. The first five were Matthew, Mark, Luke, John, and Acts. Let’s say those together.”

*[Together]: Matthew, Mark, Luke, John, Acts.*

“Then we learned nine more books, the letters that Paul wrote to different groups of people. They were Romans, First and Second Corinthians, Galatians, Ephesians, Philippians, Colossians, First and Second Thessalonians. Let’s say those together.”

*[Together]: Romans, First and Second Corinthians, Galatians, Ephesians, Philippians, Colossians, First and Second Thessalonians.*

“Then we learned four more books, the letters Paul sent to specific people. Let’s say those together.”

*[Together]: First and Second Timothy, Titus, Philemon.*

“The last set of books was written to different churches and people as messages by God, by different writers. They were Hebrews, James, First and Second Peter, First, Second, and Third John, Jude, Revelation. Let’s say those names together three times.”

*[Together, three times]: Hebrews, James, First and Second Peter, First, Second, and Third John, Jude, Revelation.*

## Coloring Page



# Mary and Joseph Are Married

An angel told Joseph not to be afraid to get married to Mary. She was going to have a special child, because of a miracle from God. So Joseph became her husband and helped raise this child, Jesus.



# Birth of Jesus Scavenger Hunt

---

## Clue 1:

Mary and Joseph promise to marry one another.  
Go to the place where your drinks are kept cold.

## Clue 2:

Before Mary and Joseph are married, Mary finds out she will have a baby.  
Go to the place where you rest your head at night.

## Clue 3:

When Joseph hears the news about Mary, he decides to divorce her quietly.  
Open your math book.

## Clue 4:

An angel appears to Joseph in a dream and tells him not to be afraid to marry Mary. Her baby will be the son of God.  
Go to the place where you brush your teeth.

## Clue 5:

The angel tells Joseph that the baby's name will be Jesus, and he will save his people from their sins.  
Go to the place where you play music.

## Clue 6:

All of this happens to fulfill the prophecy that a virgin would give birth to a son, who would be called Emmanuel, meaning "God with us."  
Go to the place where you find something to help you eat yogurt, apple-sauce, or soup.

## Clue 7:

When Joseph wakes up from his dream about the angel, he does everything the angel told him. He marries Mary, and when her son is born, they name him Jesus.  
Congratulations! You are finished!





# *The Annunciation* by Henry Ossawa Tanner

---



Philadelphia Museum of Art/Art Resource, NY



# “O Come, O Come, Emmanuel”

---

## VERSE 1

O come, O come, Emmanuel  
And ransom captive Israel  
That mourns in lonely exile here  
Until the Son of God appear  
Rejoice! Rejoice! Emmanuel  
Shall come to thee, O Israel.

## VERSE 2

O come Thou wisdom from on high,  
Who orderest all things mightily;  
To us the path of knowledge show,  
And teach us in her ways to go.  
Rejoice! Rejoice! Emmanuel  
Shall come to thee, O Israel.

## VERSE 3

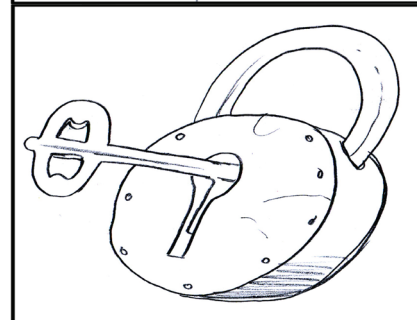


O come, Thou Rod of Jesse, free  
Thine own from Satan's tyranny  
From depths of Hell Thy people save  
And give them victory o'er the grave  
Rejoice! Rejoice! Emmanuel  
Shall come to thee, O Israel.

## VERSE 4

O come, Thou Dayspring, come and cheer  
Our spirits by Thine advent here  
Disperse the gloomy clouds of night  
And death's dark shadows put to flight.  
Rejoice! Rejoice! Emmanuel  
Shall come to thee, O Israel.

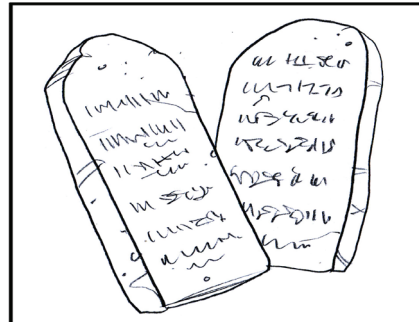
## VERSE 5

O come, Thou Key of David, come,  
And open wide our heavenly home;  
Make safe the way that leads on high,  
And close the path to misery.  
Rejoice! Rejoice! Emmanuel  
Shall come to thee, O Israel.



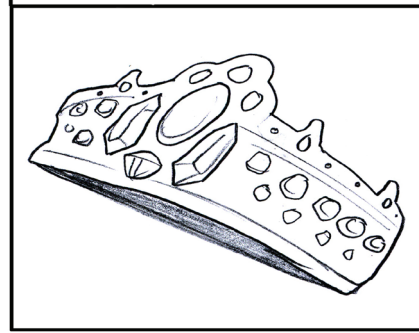
VERSE 6

O come, O come, Thou Lord of might,  
Who to Thy tribes, on Sinai's height,  
In ancient times did'st give the Law,  
In cloud, and majesty and awe.  
Rejoice! Rejoice! Emmanuel  
Shall come to thee, O Israel.



VERSE 7

O come Desire of Nations, bind  
In one the hearts of all mankind;  
Bid envy, strife, and quarrels cease  
Fill all the world with heaven's peace.  
Rejoice! Rejoice! Emmanuel  
Shall come to thee, O Israel.





**Matthew 1:18-25**