

Lesson 20: You Can Ask God Anything

Activities

Game Activity: “Seek and Find” Word Search

Game Activity: “Ask and Receive” Go Fish

Craft Project: The Golden Rule

Memory Work: The Books of the New Testament, Part IV

Coloring Page: God Gives Us Good Things

Game Activity



“Seek and Find” Word Search

Materials

- "Seek and Find" Word Search (Student Page 193)
- Pencil

Directions

- 1 Tear out Student Page 193.
- 2 Say to the student, “Jesus said, ‘Seek and you will find.’ Look for the words from this week’s lesson that are hidden in the word search. They can be written horizontally, vertically, or diagonally.”
- 3 If needed, help the student find the words.
 - Knock
 - Door
 - Open
 - Seek
 - Find
 - Ask
 - Given
 - Son
 - Bread
 - Stone
 - Fish
 - Snake

Gifts
Children
Father
Law
Prophets

Game Activity

“Ask and Receive” Go Fish

You will need 2–4 players for this game.

Materials

- Game cards (Student Pages 195, 197, 199, and 201)
- Scissors
- OPTIONAL: Coloring supplies

Directions

- 1 If the student would like to color the pictures on the game cards, do so now.
- 2 Cut out the cards.
- 3 Shuffle the cards, and deal out 5 cards to each player (if there are 2 players), 4 cards to each player (if there are 3 players), or 3 cards to each player (if there are 4 players). Place the remaining cards in a pile face-down between the players.
- 4 The players examine their cards and place down any matched pairs they have. Starting with the youngest player, this player may ask another player if he has the match to a card in the first player’s hand. For example, if Player 1 has a stone, a father, and a fish, he may ask Player 2 OR Player 3 if he has a fish. Player 1 may not ask for a card that is not in his hand. If Player 2 (or 3) has the card, she hands it over to Player 1, who then places the match down on the table. If Player 2 (or 3) does not have the card, she says, “Go Fish,” and Player 1 must choose a card from the face-down center pile.
- 5 Each player gets 1 turn, and then play continues clockwise. When a player runs out of cards, the game is over. The player with the most matched pairs at the end of the game wins.

Craft Project

The Golden Rule

Materials (for each student)

- The Golden Rule (Student Page 203)
- School glue

- Gold glitter
- Disposable plate

Directions

- 1 Tell the student, “Tear out and look at look at Student Page 203. These words of Jesus are often called the Golden Rule because this is the most valuable rule in life. It sums up how God wants us to treat each other.”
- 2 Help the student trace the words of the Golden Rule with the glue.
- 3 Let the student shake the gold glitter over the words and dump the excess glitter onto the plate.
- 4 Let dry. Hang up this golden verse to remind the student to do what it says.

Memory Work

The Books of the New Testament, Part IV

Materials

- New Testament Books, Part IV (Student Page 205)

Directions

Say to the student: “Today we’ll finish learning all the books of the New Testament. Let’s review the New Testament books we’ve learned so far. The first five were Matthew, Mark, Luke, John, and Acts. Let’s say those together.”

[Together]: Matthew, Mark, Luke, John, Acts.

“Then we learned nine more books, the letters that Paul wrote to different groups of people. They were Romans, First and Second Corinthians, Galatians, Ephesians, Philippians, Colossians, First and Second Thessalonians. Let’s say those together.”

[Together]: Romans, First and Second Corinthians, Galatians, Ephesians, Philippians, Colossians, First and Second Thessalonians.

“Then we learned four more books, the letters Paul sent to specific people. Let’s say those together.”

[Together]: First and Second Timothy, Titus, Philemon.

“The last set of books we’ll learn are also letters, written to different churches and people as messages by God, by different writers. Some were named after the people who wrote them, like James, Peter, John, and Jude. One was named after the people it was addressed to, and the last one, Revelation, is called that because it reveals, or shows, what God is doing and will do in the world. Here are the names of these letters: Hebrews, James, First and Second Peter, First, Second, and Third John, Jude, Revelation. I’ll say those names again, and this time, say each one after me as I go. Hebrews (*student says ‘Hebrews’*), James, First and Second Peter, First, Second, and Third John, Jude, Revelation.”

“Now let’s say those names together three times.”

[Together, three times]: Hebrews, James, First and Second Peter, First, Second, and Third John, Jude, Revelation.

Have the student tear out Student Page 205. He can decorate the sheet, and you should put it on the refrigerator or some other visible spot, to remind you and the student to review.

Coloring Page



God Gives Us Good Things

Your parents care about you and give you good things. You can trust God to take care of you too, because God loves you even more than your parents do.

..... **Seek and Find Word Search**


B S V D R T S L N A P W S Y C
R N O D U K E E P X R P N O R
E D C N S O E Y R O W H A N F
A M C A E B K Z N O C H Z E M
D G F B A P Z D N P H F G H M N S
C H I L D R E N P E N V T Q O T
L R N F Q A O P E N K L A W T P
S F D K T I L I T S U I F I S H
G I V E N S G T S U I F I S H

Lesson 20 Go Fish Cards

snake



fish



key



a father




a son




Lesson 20 Go Fish Cards

snake



fish



key



a father



a son



Lesson 20 Go Fish Cards

gift



bread



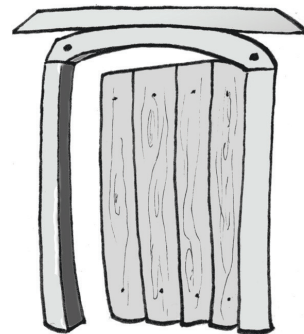
Bible



stone



door



Lesson 20 Go Fish Cards

gift



bread



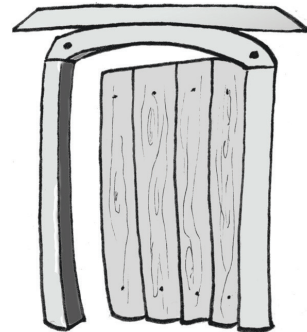
Bible



stone



door



Golden Rule

Do to others
whatever you
would like them
to do to you.

New Testament Books, Part IV

Matthew

Mark

Luke

John

Acts

Romans

First and Second Corinthians

Galatians

Ephesians

Philippians

Colossians

First and Second Thessalonians

First and Second Timothy

Titus

Philemon

Hebrews


James

First and Second Peter

First, Second, and Third John

Jude

Revelation



Matthew 7:7-12